



For light and medium weight applications



For heavy duty applications

Cantilever racking for light weight and heavy duty applications

Cantilever racking constitutes a flexible storage system which accommodates a wide range of long loads such as profiles and tubes, palletised goods, timber and steel sheet material as well as bulky goods.

The particularity of this racking system is that all components are manufactured to suit individual requirements, i.e. the racking configuration will take into account the dimensions and weight of your products and your available warehouse space. Benefit from

- above-average quality manufactured in our own plant in Germany
- the wide choice of uprights and cantilever arms which are available in various material thickness options and makes to adapt the racking configuration to your application and to ensure cost efficiency
- optimum dimensional planning to make sure that racking dimensions fit your products
- optimum space utilisation
- roofing for outdoor storage
- integration into existing storage and logistics concepts

Based on customer specific data as to warehouse space, flooring and products to be stored, we work out individual offers. Our professional and experienced teams will be pleased to assist you!

BITO

www.bito.com



Product information

Frequent application

- no strict subdivision into racking bays allows continuous storage, outdoor use

Service options

- manual servicing, automated servicing possible
- compatible with all current lift truck models

Storage options

long or short side on handling, coils, vertical storage, single/double sided storage

Surface/volume utilisation

optimum utilisation of „unobstructed“ storage space as there are no front uprights



Storage units

Long loads

Chipboard panels, wood and sheet material

Steel sheet packages

Cassettes for long loads, steel sumps/trays

Small unit loads such as plastic bins, cartons or loose goods

Pallets of any type or size, wire-mesh box pallets

Customer specific load carriers, etc.



Racking variations

Boltless system: cantilever arms can be adjusted in height increments of 60 mm

Bolted system: cantilever arms can be adjusted in height increments of 100 or 50 mm

Single sided use

Double sided use

Columns and cantilever arms can be supplied

- with epoxy coating or painted for indoor use
- hot-dip galvanised for outdoor use



Information material

For more information on this product, please contact us on

Tel.: +49 (0) 67 53 / 1 22-1 64

or ask for our DVD

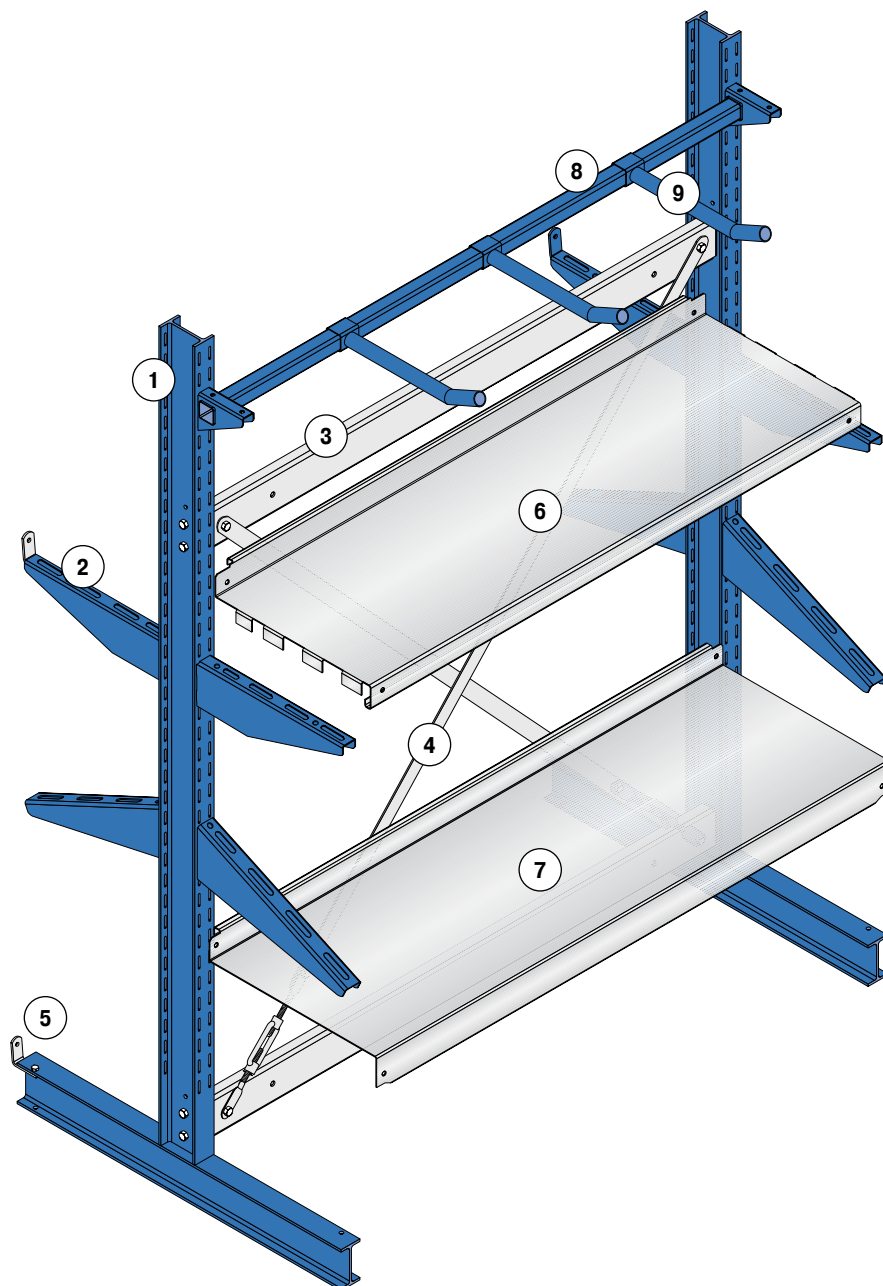
“Dynamic storage“

Our **PRODUCT CATALOGUE** provides detailed information on our entire delivery programme.

Ask for your free copy!



For light to medium weight applications



There is no limit as to racking length.
Broad range of accessories and safety equipment.



RAL-RG 614/5
Cantilever racking

Boltless system

- assembly without bolts: hook-in adjustment of cantilever arms and shelf levels
- arms can be adjusted on a 60 mm pitch
- single or double sided configurations

Columns and column feet from IPE profiles are welded together.

U-shaped cantilever arms from quality steel.

- 1 Double sided column
- 2 Cantilever arm with end stop
- 3 Connector beam
- 4 Diagonal bracing
- 5 Cantilever foot with end stop
- 6 Steel shelf
- 7 Base shelf
- 8 Support rail for tubular arms
- 9 Tubular arm

1 Columns

Epoxy-coated

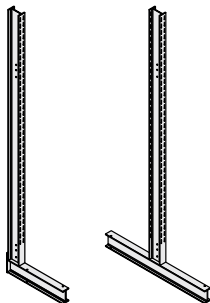
For single and double sided configurations.

Made from IPE profiles.

All racking components comply with the latest safety regulations.
Delivery includes floor anchors and shims.

Height options: from 1980 mm to 3700 mm

Useful depth ranging from 400 to 850 mm.



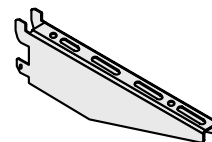
2 Cantilever arms

Epoxy-coated

Delivery includes safety pin.

Height adjustable in 60 mm increments.

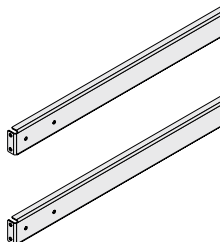
Useful depth ranging from 400 to 850 mm.



3 Connector beams

Galvanised

1057 mm or 1247 mm long




4 Diagonal bracing

Galvanised

Gives extra rigidity to racking runs.

Supplied as illustrated.

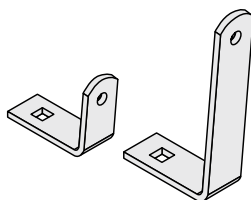


5 End stop / divider for cantilever arms

Galvanised

Delivery includes fixing material.

Height options: 60 and 150 mm.

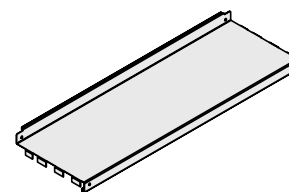


6 Steel shelf

Galvanised

Drop-on fitting onto cantilever arms.

Useful depth ranging from 400 to 600 mm.

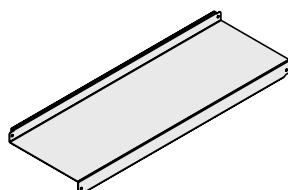


7 Base shelf

Galvanised

Drop-on fitting onto column feet.

Useful depth ranging from 400 to 600 mm.

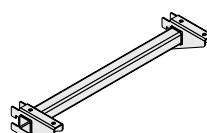


8 Support rail for arms

Epoxy-coated

For fitting tubular arms.

1057 mm or 1247 mm long.

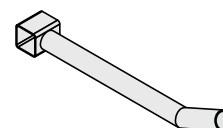


9 Tubular arm

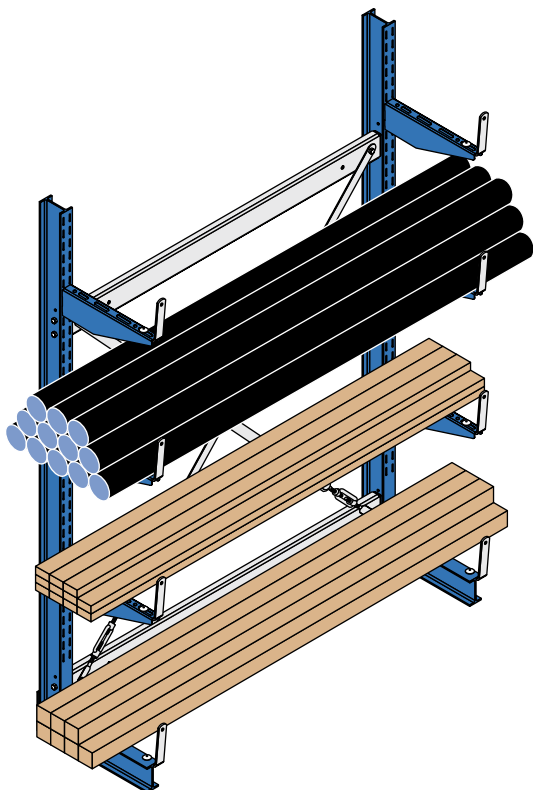
Epoxy-coated

Adjustable anywhere along the support rail.

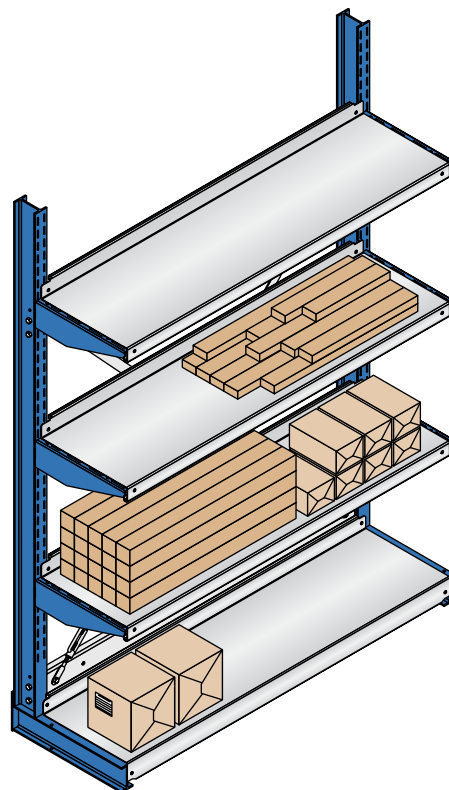
Useful depth: 400 mm



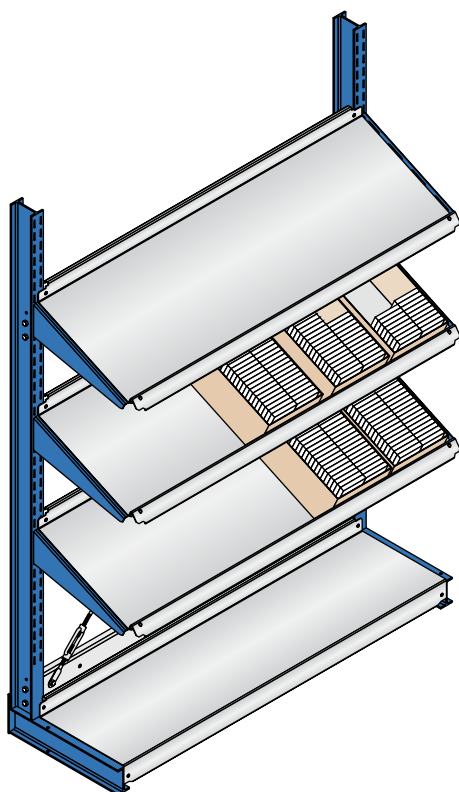
① Complete racking unit with end stops



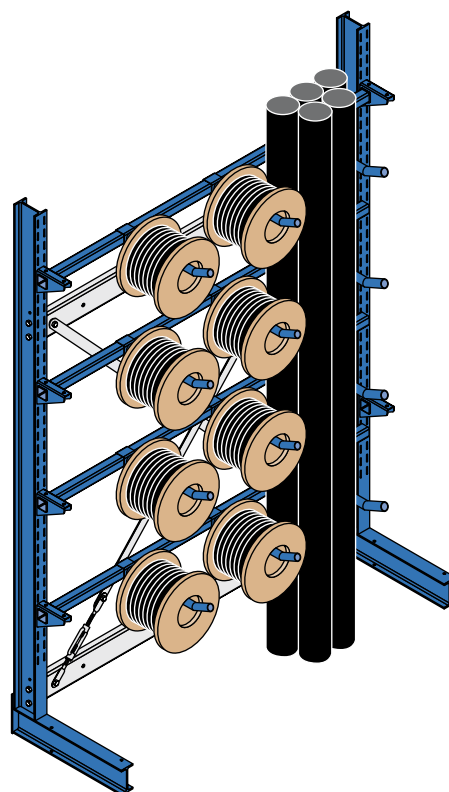
② Complete racking with steel shelves



③ Complete racking unit with inclined shelf levels



④ Complete racking unit with tubular arms for coils





LEDERER
Qualität verbindet
Lederer GmbH
Connecting/fastening
elements



Features

- cantilever racking used for order picking
- serviced with front stackers
- manual picking

Function

Lederer GmbH in Ennepetal is a trader of high-quality stainless steel connectors and fasteners such as bolts, nuts and standardised parts and components.

The company's asset is their optimum stock supply with more than 25000 different reference lines. Their warehouse is equipped with cantilever racking which stocks long loads such as threaded bars. This central depot ensures constant availability of the entire range of long material needed for further processing in all industries.

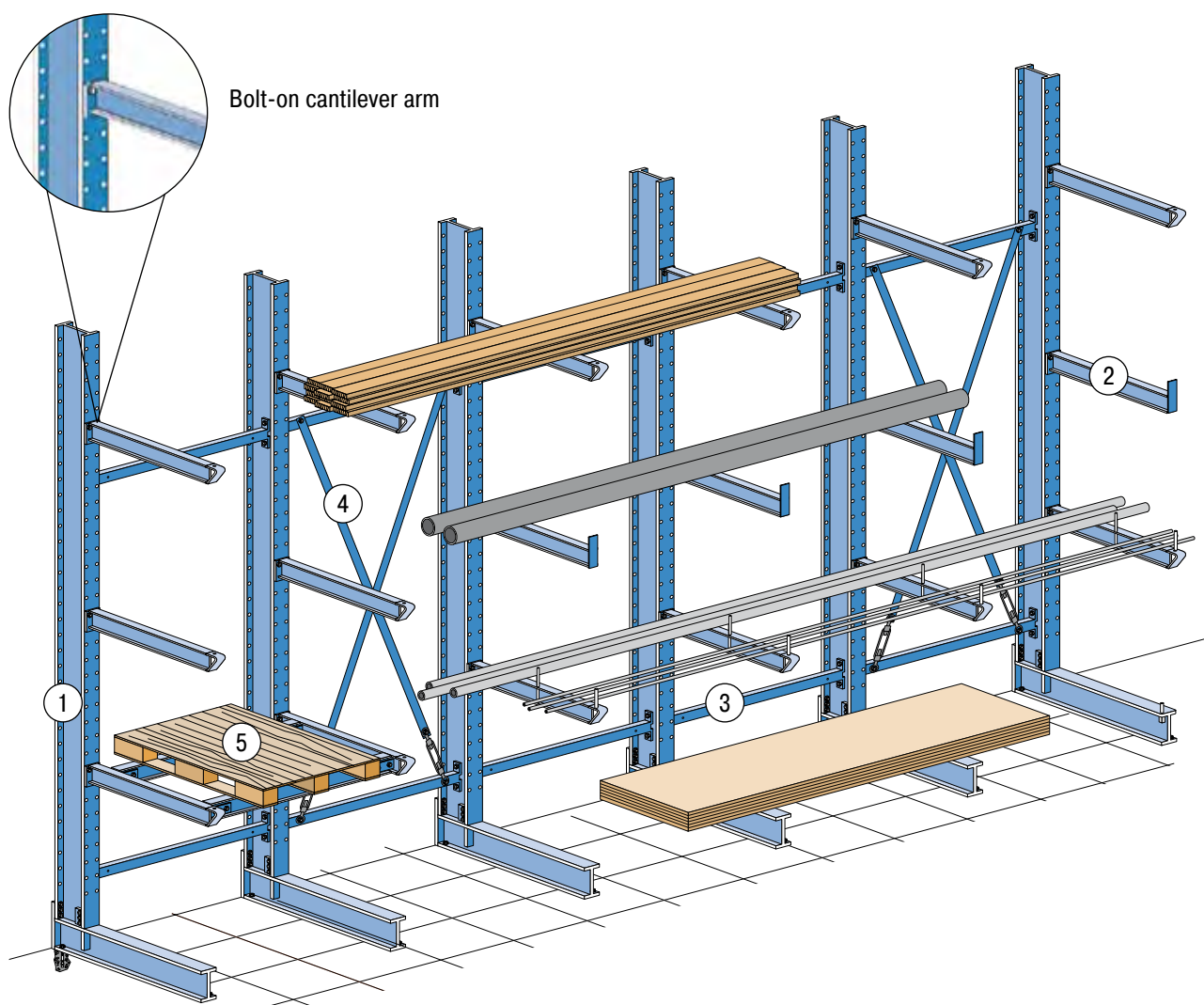
Benefits

- optimised travel routes in the production area increase efficiency
- production staff has direct access to all goods
- optimum product visibility of all goods on stock

For heavy duty applications

Verification documents of static calculations are based on DIN 18800, RAL-RG 614/5 and BGR 234.

Steel profiles are selected in compliance with officially acknowledged static parameters.



Bolted system

- cantilever arms and shelf levels are mounted with bolts
- level spacing can be adjusted in 100 mm increments
- single and double sided configurations

The bolted system is based on very solid column and cantilever arm steel profiles.

A broad range of accessories completes our offer.

Static calculations are made according to the specifications of official testing institutes.

BITO also provides suggestions as to the optimum flooring qualities.

- 1 Column**
- 2 Cantilever arm**
- 3 Connector beam**
- 4 Diagonal bracing**
- 5 Cantilever arm bridges**

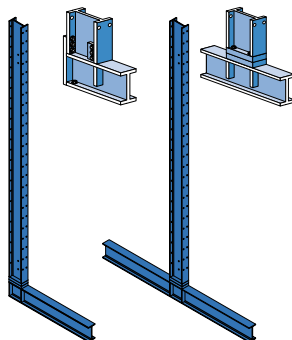
① Columns**For single and double sided configurations.**

Columns and column feet from hot-rolled IPE-profiles (IPE 120 – IPE 500)

Delivery includes floor anchors and shims.

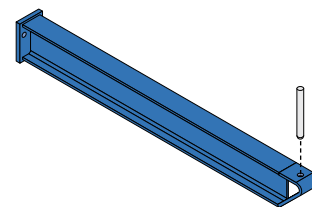
Height options: 2 to 12 m

Useful depth: up to 3 m

**② Cantilever arms**

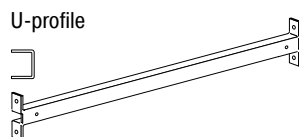
Made from hot-rolled IPE profiles (IPE 80 – IPE 180)

Useful depth: up to 3 m

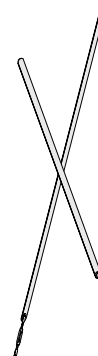
**③ Connector beams**

Connects columns to form a rigid unit.

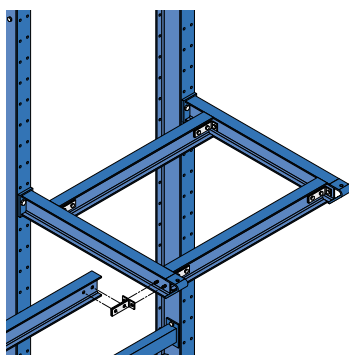
Accommodate diagonal bracing.

**④ Diagonal bracing**

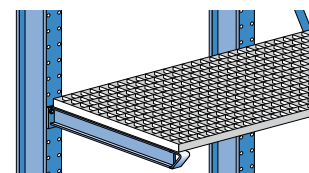
Increases lengthwise racking rigidity.

**⑤ Cantilever arm bridges**

Bolt-together unit give solid support to pallets, chipboard and wire shelves.

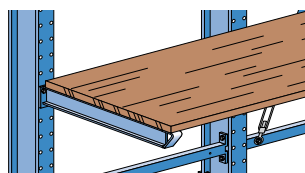
**Mesh decking**

Supplied according to your specifications.

**Chipboard decking**

V20, E1, 38 mm

Delivery includes fixing material.


**Spacers / End stops**

Various spacers / end stops can be adjusted along the length or at the end of cantilever arms.

Standard




Spacer



Welded-on end stop



Push-fit square tubed end stop



Surface finish

For indoor use

- | | |
|-------------------------|---------------------------------------------------------------------------------------------------------------------------------------------------------------------------------------------------------------|
| Columns + arms | <ul style="list-style-type: none"> - profiled steel, shot-blasted - electrostatic, water-based single layer paint film; in line with the latest emission regulations |
| Diagonal bracing | <ul style="list-style-type: none"> - strip steel, galvanised according to EN 10 326 |
| Column bracing | <ul style="list-style-type: none"> - bay width \leq 2,25 m: U-profile, galvanised steel according to EN 10 326 - bay width $>$ 2,25 m: painted steel tubes |



For outdoor use

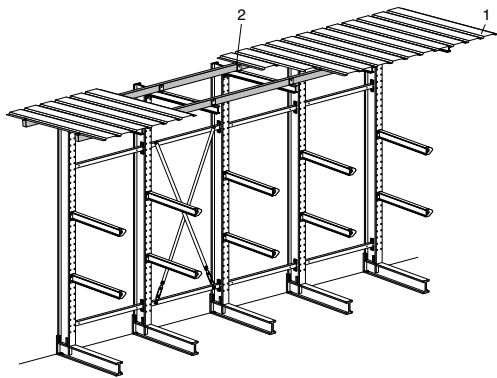
- | | |
|-------------------------|---------------------------------------------------------------------------------------------------------------------------------------------------------------------------------------------------------------|
| Columns + arms | <ul style="list-style-type: none"> - profiled steel, hot-dip galvanised |
| Diagonal bracing | <ul style="list-style-type: none"> - strip steel, galvanised according to EN 10 326 |
| Column bracing | <ul style="list-style-type: none"> - bay width \leq 2,25 m: U-profile, galvanised steel according to EN 10 326 - bay width $>$ 2,25 m: painted steel tubes |



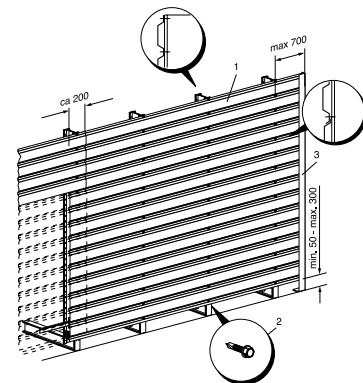
Hall and racking from a single supplier



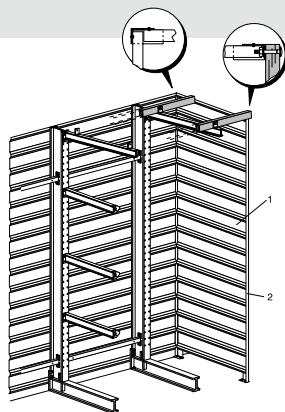
① Roof from troughed sheet steel




② Back cladding from troughed sheet steel



③ Side cladding



Allit AG
Manufacturer of
thermoplastic products



Features

- storage of materials and production equipment of varying size and weight on mesh-decked shelving
- outdoor store can be locked
- storage area is protected by allround corrugated steel sheet cladding and two roller shutters

Function

The cantilever racking facility has been installed outdoors in order to create more space for production. Cladding on all sides and two roller shutters on the short sides provide dry storage and prevent unauthorised access to materials and parts needed for production. The shutters can be locked after working hours.



Benefits

- dry storage outside the production plant
- storage area can be locked
- storage capacity has been outsourced to save valuable indoor space



Hörmann KG

Manufacturer of
doors and gates



Features

- cantilever racking used as intermediate stock for finished products
- replenishment and retrieval with front stackers

Function

The Hörmann group is one of the leading suppliers of construction elements such as doors, gates, casing and drive systems. The dispatch area is used as intermediate store for the broad product range offered by the family owned enterprise. For this purpose, this area features cantilever racking in single or double sided configuration, mounted along the walls or in the middle of the hall. Some of the products stored are very heavy. The racking units are loaded with front stackers.



Benefits

- easy-to-access intermediate storage of collated orders ready for dispatch
- optimum utilisation of warehouse height
- heavy load storage